



FY 2019 Budget Presentation

City Council Meeting

May 21, 2018

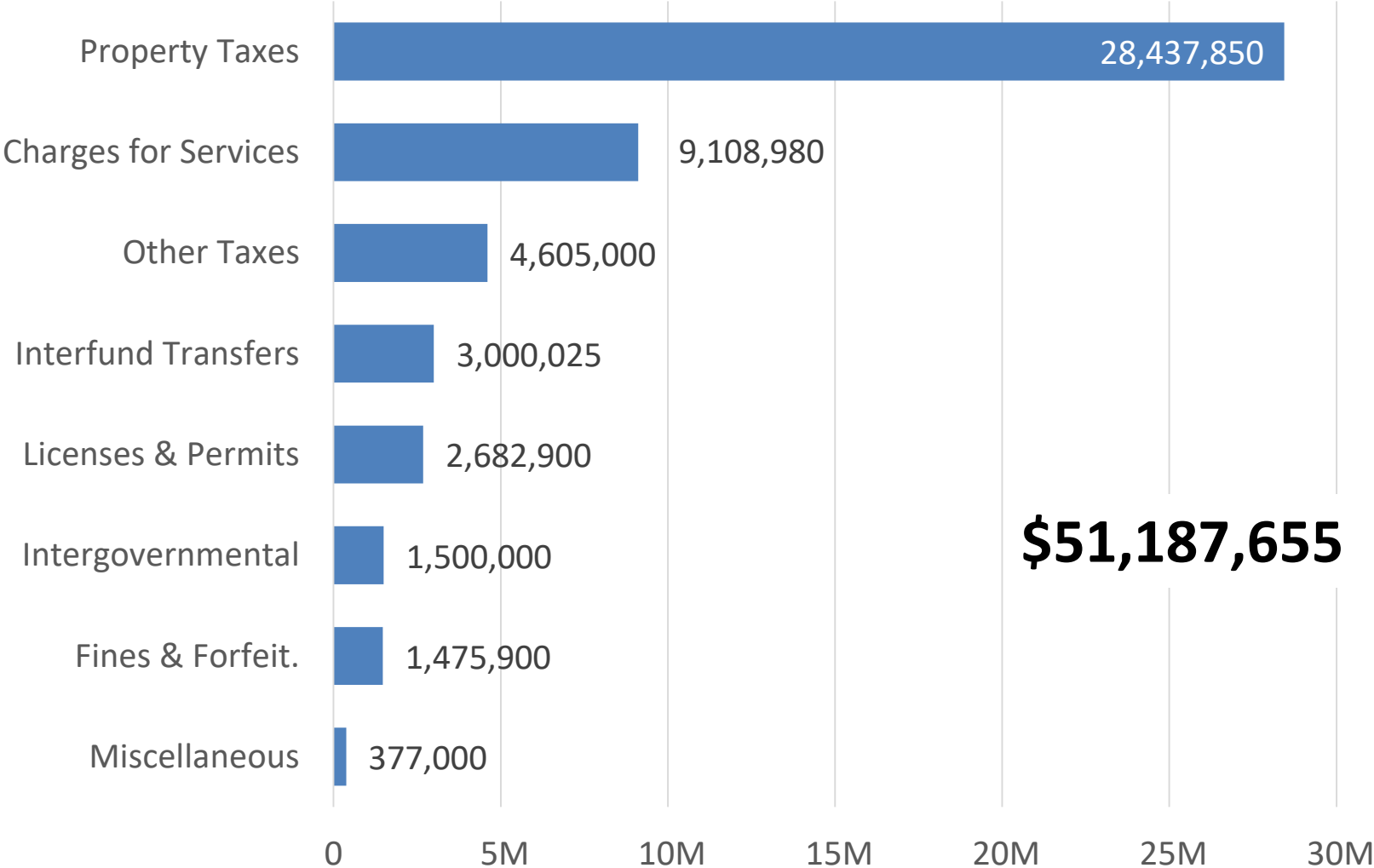
FY19-FY18 Comparison

Fund	FY18 Revised	FY19 Proposed	Increase/ (Decrease)	% Change
General Fund	47,812,790	51,187,655	3,374,865	7.1%
Special Revenue Funds	4,338,653	4,175,041	(163,612)	(3.8%)
Capital Project Funds	21,482,484	13,268,736	(8,213,748)	(38.2%)
Internal Service Fund	1,179,500	1,820,000	640,500	54.3%
Enterprise Funds	24,036,727	21,586,857	(2,449,870)	(10.2%)
Total	98,850,154	92,038,289	(6,811,865)	(6.9%)

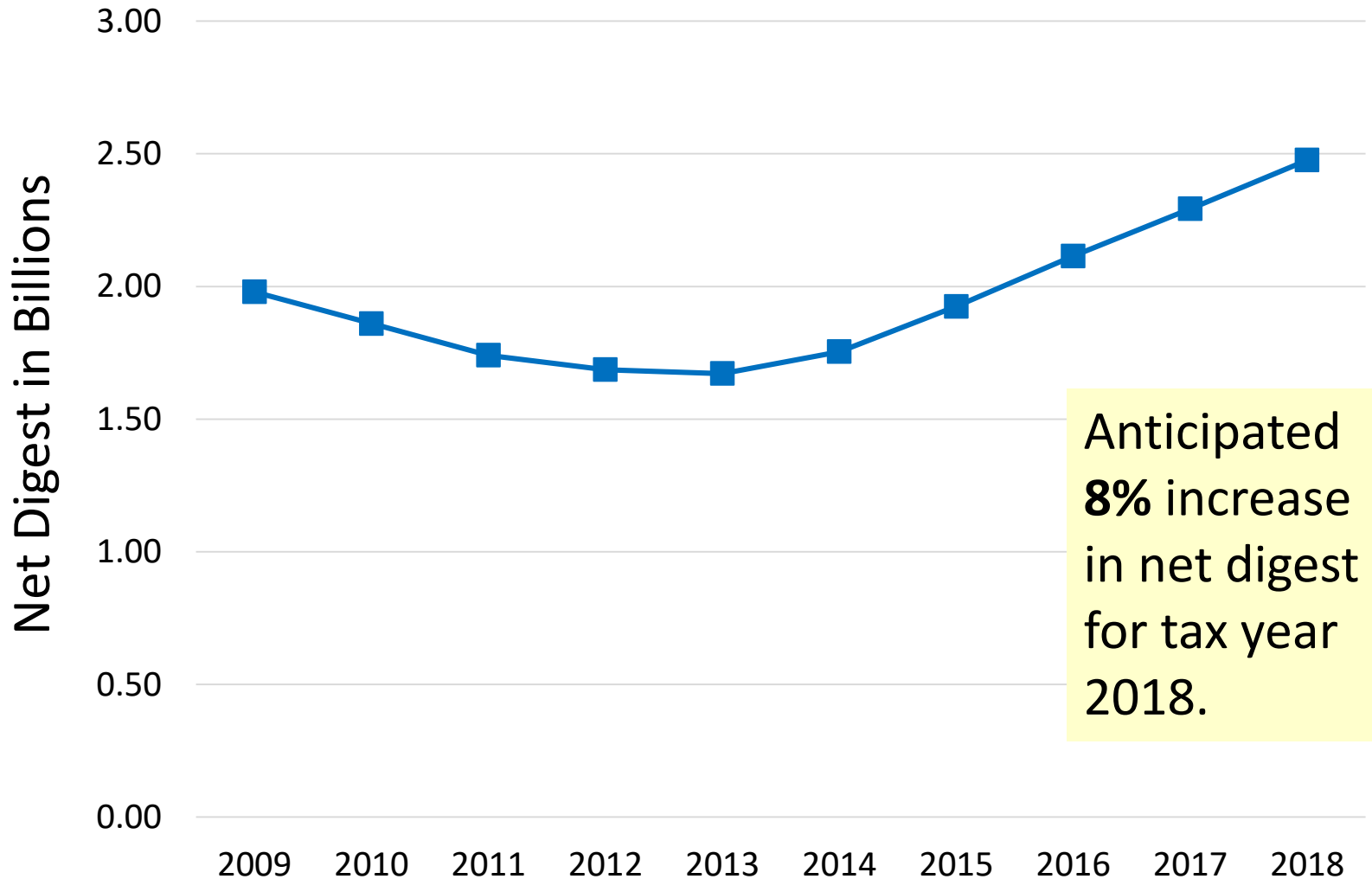
Revenues vs. Expenditures

Fund	Revenues	Expenditures	Transfer To/(From) Cash Reserves
General Fund	51,187,655	51,187,655	-
Special Revenue Funds	4,241,718	4,175,041	66,677
Capital Project Funds	15,069,667	13,268,736	1,800,931
Internal Service Fund	1,920,000	1,820,000	100,000
Enterprise Funds	23,622,200	21,586,857	2,035,343
Total	96,041,240	92,038,289	4,002,951

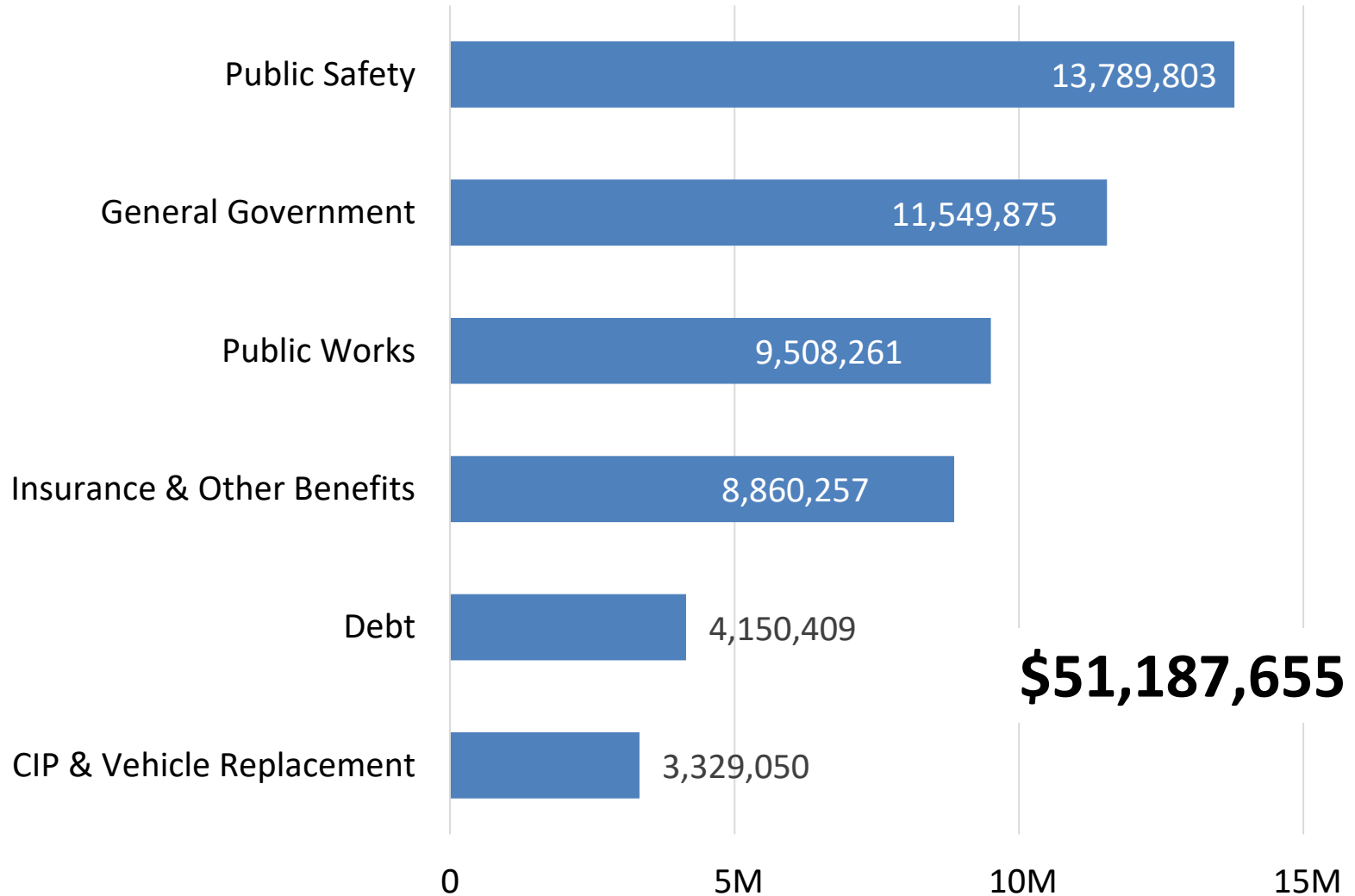
General Fund Revenues



Net Property Tax Digest



General Fund Expenditures



E-911 Fund

Revenues	Amount
E-911 Fees from Phone Companies	1,623,100
Intergovernmental Revenue	80,000
Miscellaneous	2,000
Transfer from General Fund	46,787
Total	1,751,887

Expenditures	Amount
Salaries & Benefits	1,393,863
Other Operating	358,024
Total	1,751,887

Hotel/Motel Fund

Revenues	Amount
Hotel/Motel Taxes	1,627,000
Transfer from Auto Rental	135,000
Miscellaneous	29,431
Total	1,791,431

Expenditures	Amount
Payments to Cobb Galleria	615,502
Transfer to General Fund	610,125
Other Operating Costs	302,464
Salaries & Benefits	196,663
Total	1,724,754

Water/Sewer Fund

Revenues	Amount
Water/Sewer Usage	18,545,000
Miscellaneous	838,200
Total	19,383,200

Expenses	Amount
Salaries	1,121,171
Insurance/Benefits	487,251
Wholesale Water	10,000,000
Transfer to W/S CIP	3,060,000
Transfer to GF	1,489,900
Operating Exp.	1,189,535
TOTAL	17,347,857

5-Year General Fund CIP

	FY 2019	FY 2020	FY 2021	FY 2022	FY 2023
General Fund	1,529,050	1,258,779	1,047,750	2,193,230	473,500

- Increase of \$500K over FY 2018
- Use of \$300K from previously committed funds

Recommended CIP Projects

General Government

• Replace SAN Units	212,000
• Window Treatments	46,300
• <u>Desktop Computer Upgrades</u>	<u>41,000</u>
	299,300

Public Safety

• <u>Cardiac Monitor Replacement</u>	<u>240,000</u>
	240,000

Recommended CIP Projects

Public Works

• Resurface Parking Lot-Police Station	130,000
• HVAC Replacement	106,000
• Replace Underground Sanitation Cans	76,250
• Update Fuel System	60,000
• Sanitation Carts	45,000
• Fire Station #4 Renovations	30,000
• HVAC Computer Board-FS 1	25,000
• <u>Misc Carpet Replacement</u>	<u>20,000</u>
	492,250

Recommended CIP Projects

Parks & Recreation

• Tolleson Park Playground	200,000
• Restroom Upgrades at Comm Ctr	127,500
• Tolleson Pool Improvements	115,000
• Tennis Court Repair	30,000
• <u>Gym Floor Resurfacing</u>	<u>25,000</u>
	497,500

FY19 General Fund CIP Total **1,529,050**

Enterprise Fund CIPs

Water/Sewer CIP	FY 2019	FY 2020	FY 2021	FY 2022	FY 2023
Infrastructure	2,200,000	2,300,000	2,300,000	2,400,000	2,400,000
Replace Water Meters & Dials	660,000	660,000	660,000	660,000	118,000
Drainage	200,000	210,000	210,000	220,000	220,000
Other	0	25,000	52,000	20,000	0
Total W/S CIP	3,060,000	3,195,000	3,222,000	3,300,000	2,738,000

Storm Water	FY 2019	FY 2020	FY 2021	FY 2022	FY 2023
Storm Water	1,179,000	1,203,000	1,227,000	1,251,000	1,276,000
Total Storm Water	1,179,000	1,203,000	1,227,000	1,251,000	1,276,000

Vehicle Replacements and Additions

Department	Number	Budget
Community Dev.	2	50,000
Parks	3	112,000
Fire Admin	2	635,000
Police Admin	9	347,000
Police Jail	1	45,000
Buildings & Plant	1	36,000
Hwys & Streets	2	150,000
Sanitation	2	420,000
Water Admin	1	25,000
Total	23	1,820,000

Debt Obligations

- **\$55,001,785** total outstanding bond debt
 - 2010 Series Revenue Bonds paid off in FY18
- **\$4,271,742** scheduled for FY19
 - \$3,934,204 from the General Fund
 - \$237,538 from TAVT (interest on 2016 Series)
 - \$100,000 from funds previously committed
- **\$142,878** capital lease payments for FY19
 - Last payment on capital lease for Fire Ladder Truck

Proposed Fee Changes

Departments proposing fee changes:

- KSB
- Parks & Recreation
- Sanitation
- Water/Sewer
- Storm Water

New Personnel Requests Recommended

Department	Title	Number	Budget Impact
E-911	Communications Supervisor	1	43,782
Parks Programs	Recreation Coordinator	1	39,209
Recycling	Crew Worker	4	128,052
Recycling	Truck Driver	1	37,110
Sanitation	Crew Worker	2	64,026
Sanitation	Truck Driver	1	37,110
Traffic Eng	Crew Worker	1	32,013
TOTAL		11	381,302

Other Personnel Requests Recommended

- 8 Position Reclassifications
 - \$50K budget impact
 - Conversion of 1 part-time position to full-time
- Class and Compensation Study performed in FY18
 - 70 FT salaries increased to new minimums
 - 1% increase to employees
 - \$283K budget impact
- New recruitment and retention incentives
 - \$84K budget impact for longevity
 - \$32K for retention bonuses

Other Highlights

- GF expenditures increased \$3.38M (7.1%)
- \$5.1M Health Insurance
 - \$358K (7.5%) increase including 11 new positions
 - Managing costs by decreasing employer contribution annually
- Excluding GF transfers and Employee Benefits, operations increasing 2% over FY 2018

Other Highlights

- \$100K Transit Feasibility Study
 - Matching grant to leverage \$400K in federal funds
- Parks Maintenance assuming the mowing and general maintenance of Smyrna athletic fields
 - Decrease in costs from \$121K to \$102K
- \$225K Museum Renovation

Other Highlights

- \$25K Annexation Study
 - To inform and prioritize annexation strategies
- \$25K Organizational Analysis
 - To review employee job functions
- \$36K Preservation of Cemeteries
 - Daniell Cemetery and Zion Cemetery

Find the Budget Book

www.SmyrnaCity.com

The screenshot shows the homepage of the City of Smyrna, Georgia. The browser address bar displays <https://www.smyrnacity.com/>. The page features a dark green header with the city name 'SMYRNA GEORGIA' in large white letters. Navigation links include 'Meetings | Contact Us', social media icons for Facebook and Twitter, a 'News' link, and a 'Select Language' dropdown. A search bar is located on the right side of the header. Below the header is a red navigation bar with the following menu items: 'Home', 'I Want to...', 'Services', 'Residents', 'Business', 'Your Government', and 'Financial/Budget'. Under the 'Financial/Budget' menu, there are sub-links for 'Finance Department' and 'Open Data'. On the left side, there is a grid of green boxes with the following text: 'About SMYRNA', 'Meeting Agendas & Minutes', 'Recreation Programs & Activities', 'Employment Opportunities', 'Staff/Emergency Directory', and 'Do I live Inside City Limits'. The main content area features a large image of the 'SMYRNA MARKET VILLAGE' archway. The date and weather are shown as 'Wed, May 16, 2018, Cloudy, 75°F'. There are navigation arrows at the bottom right of the main image.

Find the Budget Book

www.SmyrnaCity.com

The screenshot shows the homepage of the Smyrna City website. At the top, there is a navigation bar with links for 'Staff/Emergency Directory', 'Do I live Inside City Limits', and 'in the SPOTLIGHT'. The 'SPOTLIGHT' section features a large image of a pen and a calculator, with the text 'FY 2019 Proposed Budget' and 'Review the proposal and attend a public hearing.' Below this, there is a section for 'Upcoming Events' and 'Latest News'. The 'Upcoming Events' section lists four events: 'SUMMER CONCERT SERIES TABLE SALES' on May 14 at 8:00 AM, 'GARDEN TOUR - ANNUAL KEEP SMYRNA BEAUTIFUL GARDEN TOUR' on May 19 from 10:00 AM to 4:00 PM, 'SUMMER CONCERT SERIES TABLE SALES' on May 21, and 'BUDGET HEARING AT CITY COUNCIL MEETING' on May 21 from 7:00 PM to 8:00 PM. The background of the website features a large image of a building with columns and a garden with yellow flowers.

Staff/Emergency Directory

Do I live Inside City Limits

in the **SPOTLIGHT**

FY 2019 Proposed Budget
Review the proposal and attend a public hearing.

Upcoming Events

Latest News

MAY 14 SUMMER CONCERT SERIES TABLE SALES
8:00 AM

MAY 19 GARDEN TOUR - ANNUAL KEEP SMYRNA BEAUTIFUL GARDEN TOUR
10:00 AM - 4:00 PM

MAY 21 SUMMER CONCERT SERIES TABLE SALES

MAY 21 BUDGET HEARING AT CITY COUNCIL MEETING
7:00 PM - 8:00 PM

Budget Adoption Schedule

- Monday, May 21 Formal budget presentation and public hearing at regular Council meeting.
- Wednesday, May 23 12:00 Noon to 1:00 PM public hearing at Council Chambers in City Hall.
- Monday, June 18 Adoption of budget at regular Council meeting.